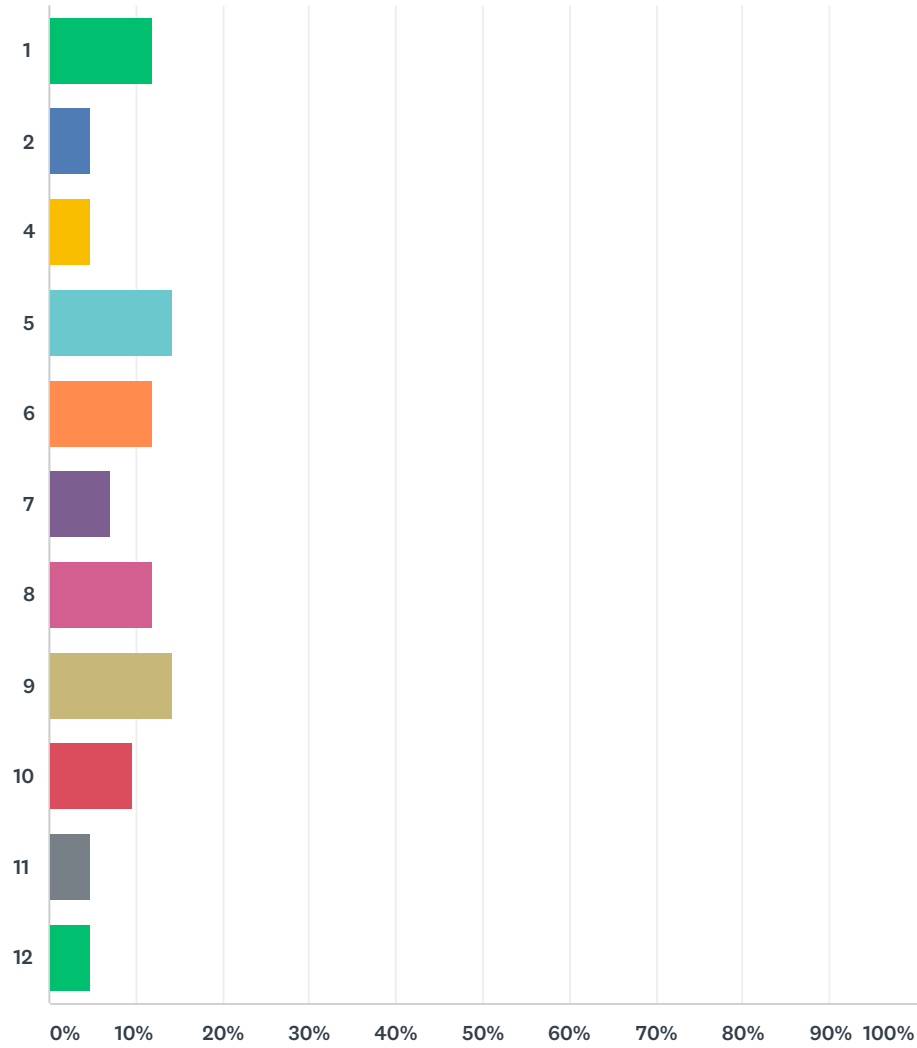


Q1 Please select your SAANYS region below:

Answered: 42 Skipped: 0

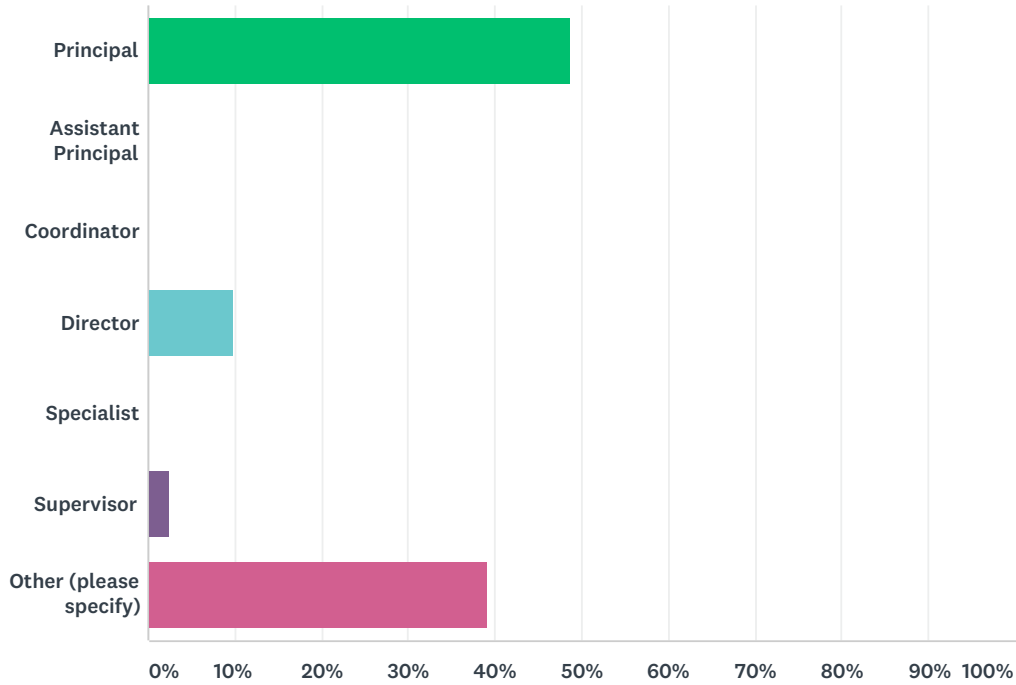


ANSWER CHOICES	RESPONSES	
1	11.90%	5
2	4.76%	2
4	4.76%	2
5	14.29%	6
6	11.90%	5
7	7.14%	3
8	11.90%	5
9	14.29%	6
10	9.52%	4
11	4.76%	2

12	4.76%	2
TOTAL		42

Q2 Please select the job title you currently hold:

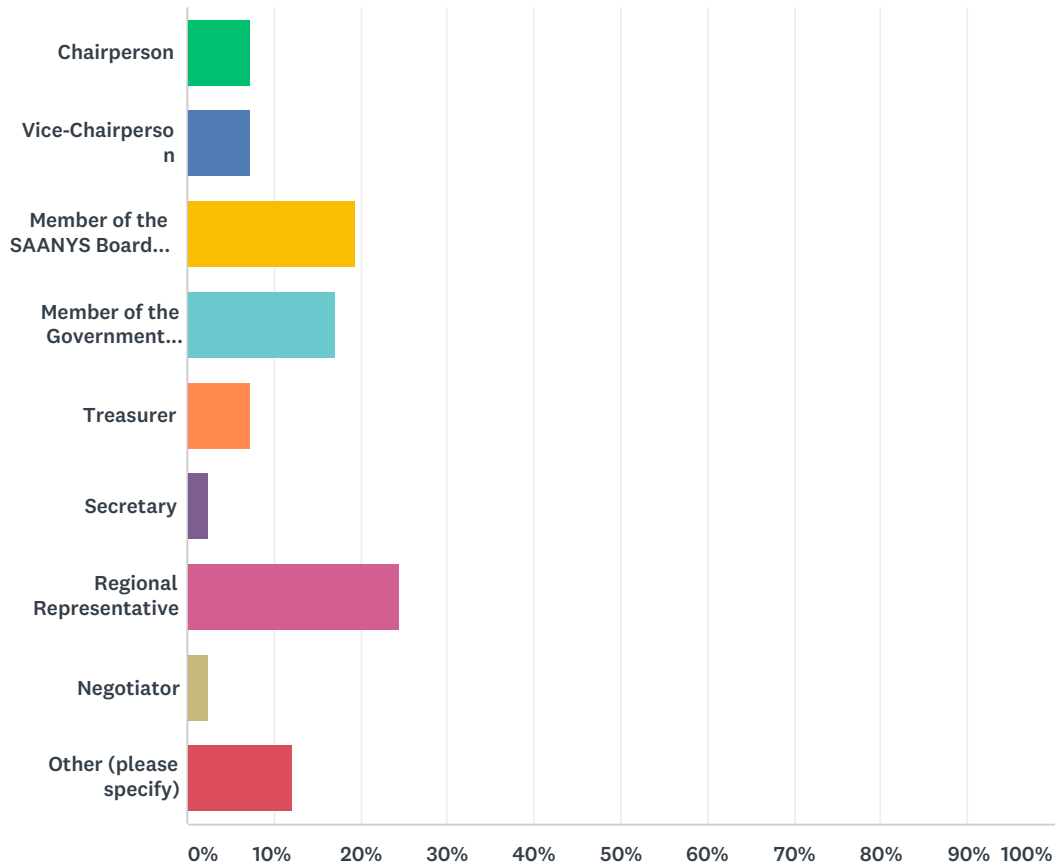
Answered: 41 Skipped: 1



ANSWER CHOICES	RESPONSES	
Principal	48.78%	20
Assistant Principal	0.00%	0
Coordinator	0.00%	0
Director	9.76%	4
Specialist	0.00%	0
Supervisor	2.44%	1
Other (please specify)	39.02%	16
TOTAL		41

Q3 If you hold a seat on your regional board, please specify the title:

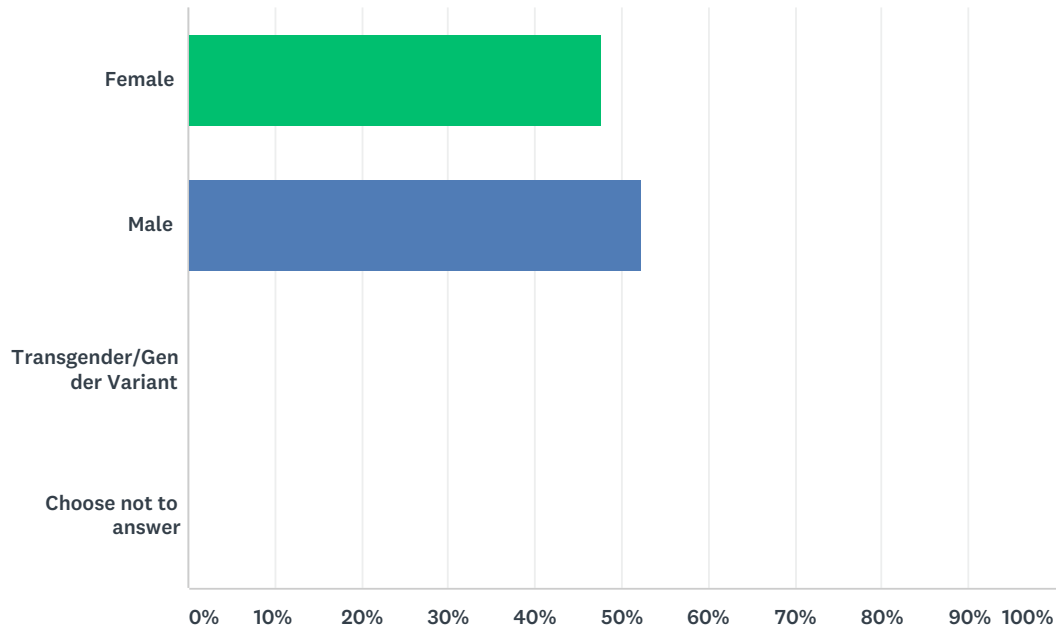
Answered: 41 Skipped: 1



ANSWER CHOICES	RESPONSES	
Chairperson	7.32%	3
Vice-Chairperson	7.32%	3
Member of the SAANYS Board of Directors	19.51%	8
Member of the Government Relations Committee	17.07%	7
Treasurer	7.32%	3
Secretary	2.44%	1
Regional Representative	24.39%	10
Negotiator	2.44%	1
Other (please specify)	12.20%	5
TOTAL		41

Q4 Gender: Check all that apply.

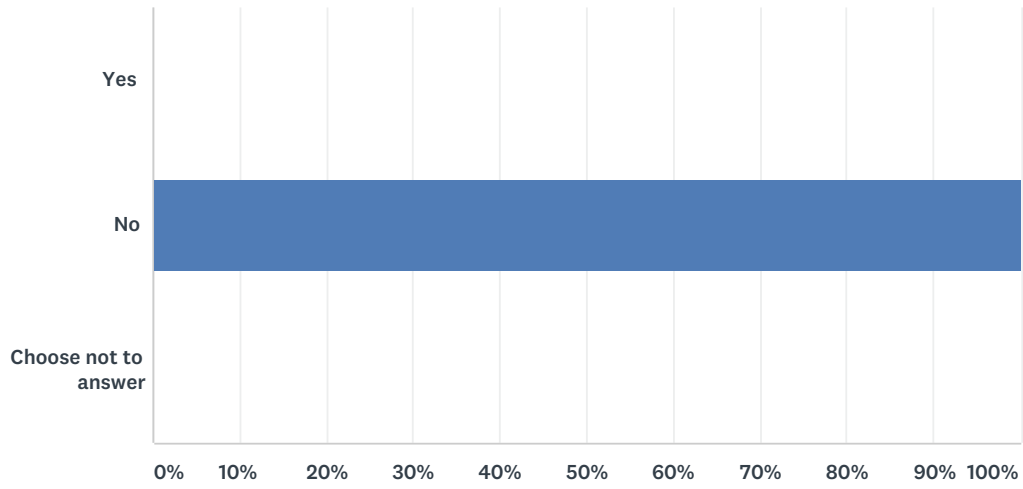
Answered: 42 Skipped: 0



ANSWER CHOICES	RESPONSES	
Female	47.62%	20
Male	52.38%	22
Transgender/Gender Variant	0.00%	0
Choose not to answer	0.00%	0
Total Respondents: 42		

Q5 Do you have a disability?

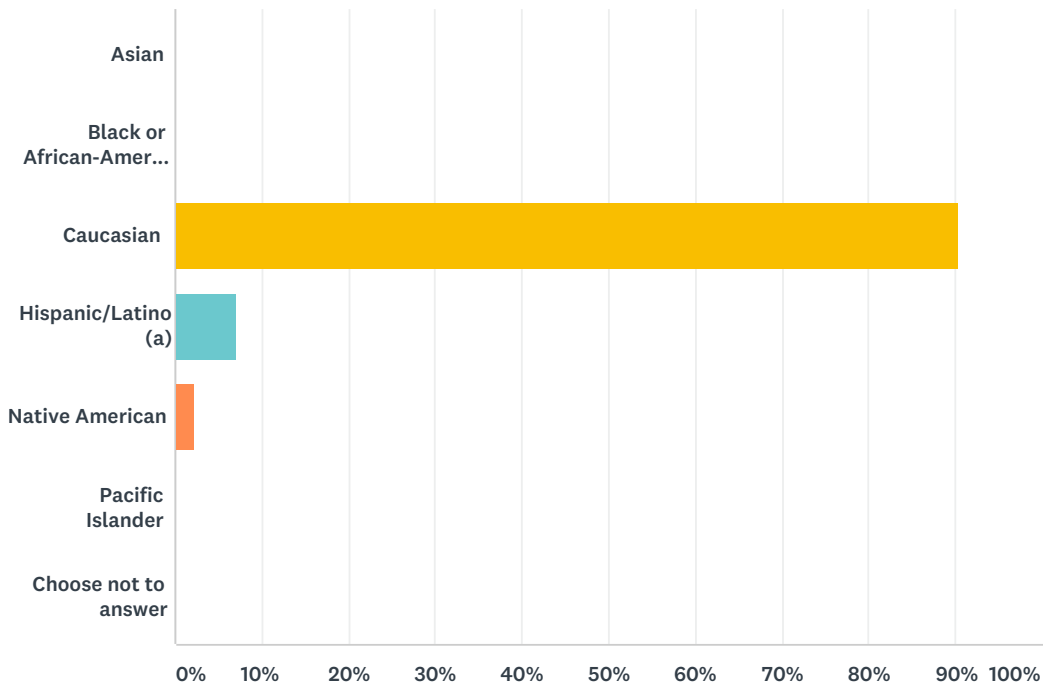
Answered: 42 Skipped: 0



ANSWER CHOICES	RESPONSES	
Yes	0.00%	0
No	100.00%	42
Choose not to answer	0.00%	0
TOTAL		42

Q6 Race and Ethnicity: How do you identify yourself? Check all that apply.

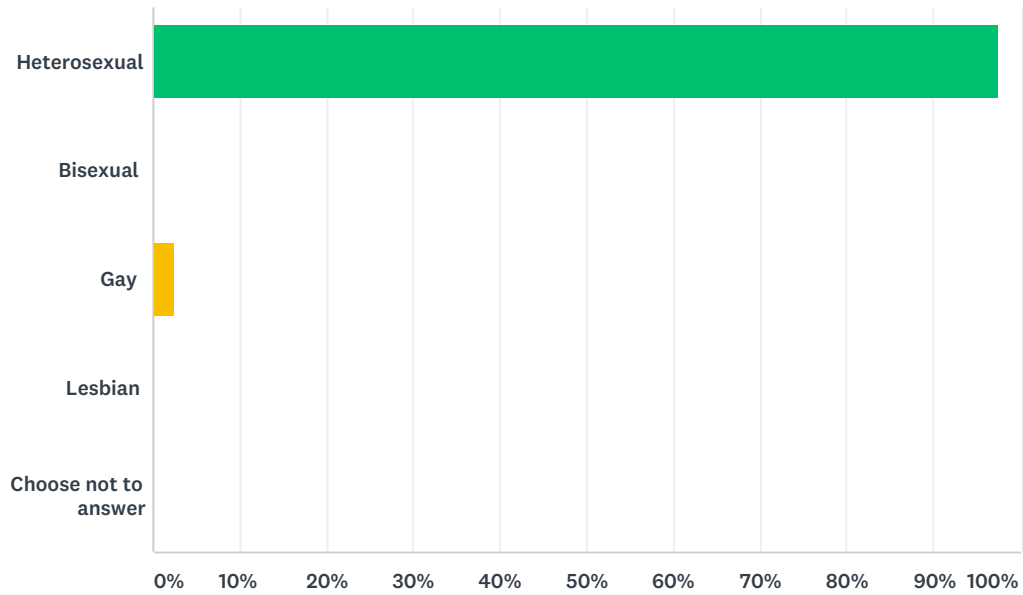
Answered: 42 Skipped: 0



ANSWER CHOICES	RESPONSES	
Asian	0.00%	0
Black or African-American	0.00%	0
Caucasian	90.48%	38
Hispanic/Latino(a)	7.14%	3
Native American	2.38%	1
Pacific Islander	0.00%	0
Choose not to answer	0.00%	0
Total Respondents: 42		

Q7 Sexual Orientation: How do you identify yourself?

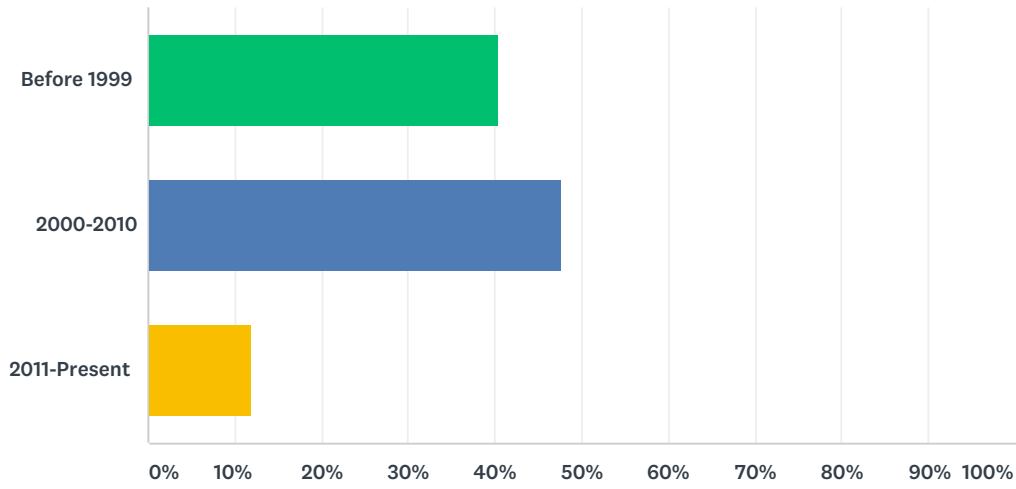
Answered: 41 Skipped: 1



ANSWER CHOICES	RESPONSES	
Heterosexual	97.56%	40
Bisexual	0.00%	0
Gay	2.44%	1
Lesbian	0.00%	0
Choose not to answer	0.00%	0
TOTAL		41

Q8 In what year did you first join SAANYS?

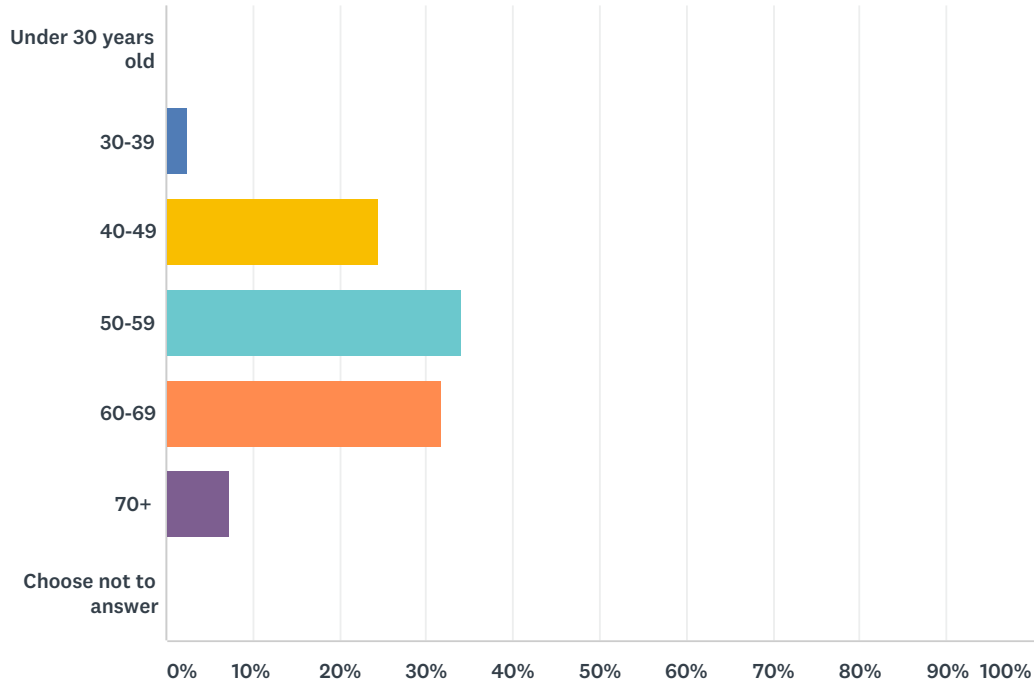
Answered: 42 Skipped: 0



ANSWER CHOICES	RESPONSES	
Before 1999	40.48%	17
2000-2010	47.62%	20
2011-Present	11.90%	5
TOTAL		42

Q9 Please select your age:

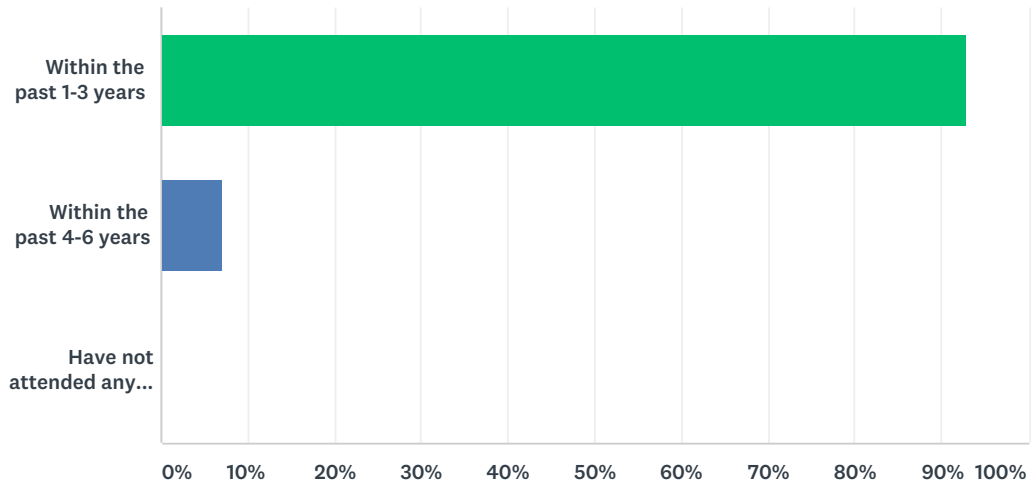
Answered: 41 Skipped: 1



ANSWER CHOICES	RESPONSES	
Under 30 years old	0.00%	0
30-39	2.44%	1
40-49	24.39%	10
50-59	34.15%	14
60-69	31.71%	13
70+	7.32%	3
Choose not to answer	0.00%	0
TOTAL		41

Q10 Have you participated in a SAANYS regional or a local unit event?

Answered: 42 Skipped: 0



ANSWER CHOICES	RESPONSES	
Within the past 1-3 years	92.86%	39
Within the past 4-6 years	7.14%	3
Have not attended any events	0.00%	0
TOTAL		42

Q11 In the space below, please share with the SAANYS Diversity Committee any ideas and suggestions.

Answered: 14 Skipped: 28